



Fasteners	J-2 thru J-3
Pins, Hooks, & D-Rings	J-3 thru J-5
Trailer Body Hardware	J-5 thru J-9
Toolboxes, Ramps & Acc.	J-9 thru J-11
Floor Screws & Rivets	J-11 thru J-12
Winches, Cargo Control & Safety Chains	J-12 thru J-19
Ventilators & Air Cond.	J-19 thru J-20
Warning Labels	J-20 thru J-21



WARNING
 Check tire pressure each time before towing trailer. Make sure all bolts and nuts are tight. Check tilt and tie down mechanisms - use them when tire is cold. Inspect tires once a year, preferably in the Fall before exceeding trailer capacity.



FASTENERS

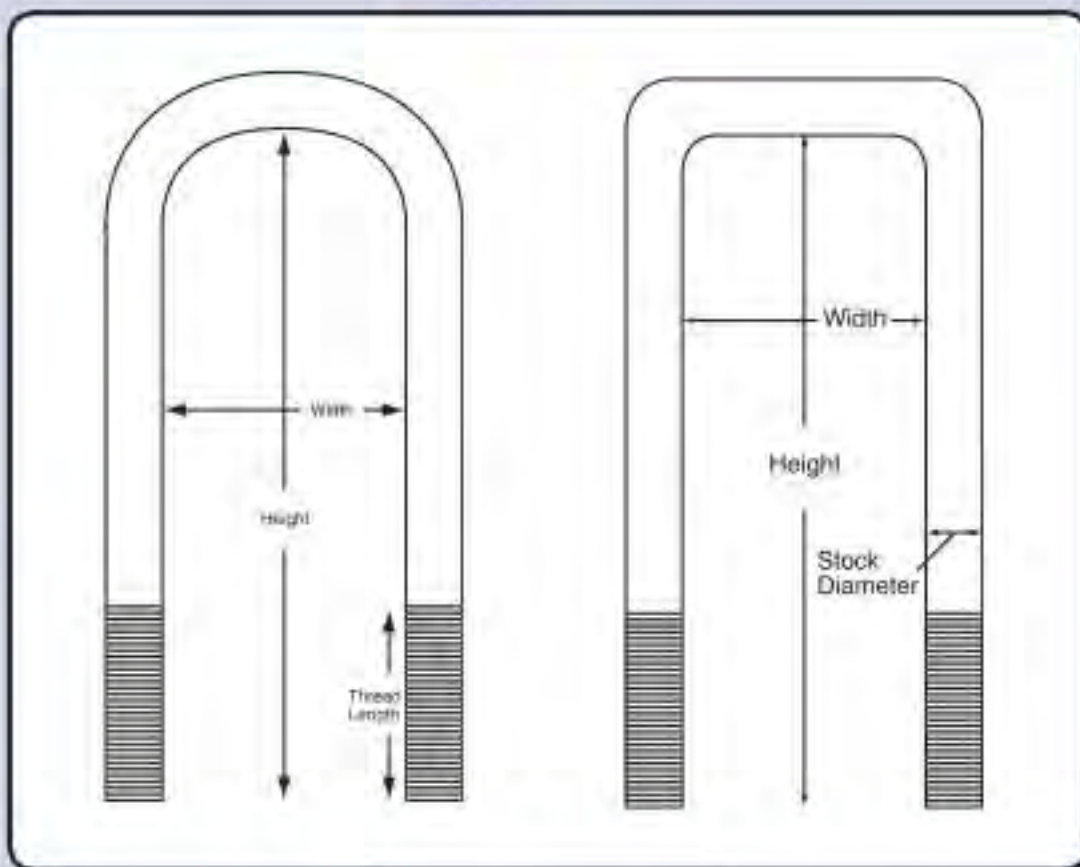
Hex Nuts

PART #	DESCRIPTION
4204-2ZP	.375" - 16, Zinc Plated
716-14LNZ	.4375" - 14, Zinc Plated
4201-2ZP	.5" - 13, Zinc Plated
4201-2G	.5" - 13, Galvanized



Nylon Insert Lock Nuts

PART #	DESCRIPTION
3816LNNZ	Zinc, .375" - 16
71614LNNZ	Zinc, .4375" - 14
1213LNNZ	Zinc, .5" - 13
3816LNNS	Stainless, .375" - 16
1213LNNS	Stainless, .5" - 13



FRACTION	DECIMAL	FRACTION	DECIMAL
1/16	.0625	7/16	.4375
1/8	.1250	1/2	.5000
9/64	.140625	9/16	.5625
5/32	.15625	5/8	.6250
3/16	.1875	11/16	.6875
11/64	.171875	3/4	.7500
13/64	.203125	13/16	.8125
1/4	.2500	7/8	.8750
5/16	.3125	15/16	.9375
3/8	.3750		

U Bolts - .375"-16

PART #	FINISH	STYLE	WIDTH	HEIGHT	THREAD LENGTH
4209-1SS	Stainless Steel	Square	3.0"	4.0"	1.75"
4213-1SS	Stainless Steel	Round	1.75"	2.875"	1.5"
4238-1SS	Stainless Steel	Square	2.375"	4.125"	2.0"
4235-1SS	Stainless Steel	Square	3.0"	4.75"	2.0"
4255-1ZP	Zinc Plated	Round	1.5"	2.25"	1.0"
4206-1ZP	Zinc Plated	Square	1.75"	4.375"	2.0"
4214-1ZP	Zinc Plated	Square	2.0"	2.5"	1.75"
4215-1ZP	Zinc Plated	Square	2.0"	3.5"	2.0"
4216-1ZP	Zinc Plated	Square	2.0"	4.0"	2.0"
4260-1ZP	Zinc Plated	Square	2.0"	5.25"	2.0"
4209-1ZP	Zinc Plated	Square	3.0"	4.0"	1.75"

U Bolts - .4375"-14

PART #	FINISH	STYLE	WIDTH	HEIGHT	THREAD LENGTH
4217-1ZP	Zinc Plated	Square	2.0"	2.25"	1.375"
4218-1ZP	Zinc Plated	Square	2.5"	3.0"	1.37"
4219-1ZP	Zinc Plated	Square	2.625"	3.5"	2.0"
4220-1ZP	Zinc Plated	Square	3.125"	3.0"	2.0"
4221-1ZP	Zinc Plated	Square	3.125"	4.0"	2.0"
4222-1ZP	Zinc Plated	Square	4.125"	2.75"	2.0"

U Bolts - .5"-13

PART #	FINISH	STYLE	WIDTH	HEIGHT	THREAD LENGTH
4210-1SS	Stainless Steel	Square	2.0"	4.25"	2.0"
4211-1SS	Stainless Steel	Square	2.0"	5.25"	2.0"
4226-1SS	Stainless Steel	Square	1.625"	4.0"	2.0"
4244-1SS	Stainless Steel	Square	2.0"	3.25"	1.375"
4243-1SS	Stainless Steel	Square	2.0"	4.75"	2.0"
4242-1SS	Stainless Steel	Square	2.0"	6.25"	2.5"
4212-1SS	Stainless Steel	Square	3.0"	4.0"	2.0"
4251-1SS	Stainless Steel	Square	3.0"	4.3125"	2.0"
4224-1SS	Stainless Steel	Square	3.0"	5.25"	2.0"
4241-1SS	Stainless Steel	Square	3.0"	6.25"	2.5"
4240-1SS	Stainless Steel	Square	3.0"	7.25"	2.5"
4225-1SS	Stainless Steel	Square	4.125"	4.25"	2.0"
4203-1LZP	Zinc Plated	Square	2.0"	6.25"	2.0"
4203-12ZP	Zinc Plated	Square	2.5"	5.25"	1.75"
4212-1ZP	Zinc Plated	Square	3.0"	4.0"	2.0"
4226-1ZP	Zinc Plated	Square	1.625"	4.0"	2.0"
4210-1ZP	Zinc Plated	Square	2.0"	4.25"	2.0"
4211-1ZP	Zinc Plated	Square	2.0"	5.25"	2.0"
4203-1ZP	Zinc Plated	Square	2.0"	5.5"	3.0"
4252-1ZP	Zinc Plated	Square	2.0"	4.8125"	2.0"
4202-1ZP	Zinc Plated	Round	2.375"	5.5"	1.75"
4224-1ZP	Zinc plated	Square	3.0"	5.5"	2.0"
4233-1ZP	Zinc plated	Square	3.0"	3.1875"	2.0"
4225-1ZP	Zinc plated	Square	4.125"	4.25"	2.0"

Lock Washers

PART #	DESCRIPTION
4204-4ZP	.375" Zinc Plated
716LWZ	.4375" Zinc Plated
4201-4ZP	.5" Zinc Plated
4201-4G	.5" Galvanized



HOOKS AND PINS

Snap Hooks

Snap hooks are designed for quick connecting and disconnecting of cables, ropes and chains.

PART #	DESCRIPTION
SN-161	Snap Hook, Double-Ended, 3.5"
SN-162	Snap Hook, Double-Ended, 4"
SN-38	Snap Hook, .375" Eye
SN-58	Snap Hook, .625" Eye
SN-225X	Snap Hook, .625" Eye, Swivel



S-Hooks and Quick-Link Connectors

S-hooks provide a quick and easy way to connect chains. They are made of high-alloy steel and have a zinc finish. Quick-links are ideal for connecting chains, cables, wires and ropes.

PART #	TYPE	DIAMETER	LOAD LIMIT	INSIDE LENGTH
S316	S-Hook	.1875"	75 lbs.	1.8125"
S14	S-Hook	.25"	200 lbs.	1.78125"
S516	S-Hook	.3125"	185 lbs.	2.25"
S38	S-Hook	.375"	270 lbs.	2.375"
Q316	Q-Link	.1875"	750 lbs.	1.625"
Q14	Q-Link	.25"	1,250 lbs.	1.75"
Q516	Q-Link	.3125"	1,900 lbs.	2.25"
Q38	Q-Link	.375"	2,650 lbs.	2.5"



Tie Loops

Tie loops are used in conjunction with a rope or when a halter-type tie is needed. They are available in either bolt-on or weld-on versions and in steel or aluminum.

PART #	DESCRIPTION	DIMENSIONS	STYLE	APPLICATION
TL12R	Steel	2" x .375"	Round	Weld-on
TL12RA	Aluminum	2" x .5"	Round	Bolt-on
TL38-0	Steel	2.25" x .375"	Round	Weld-on
TL38SQ	Steel	2.25" x .375"	Square	Weld-on
4229-1N	Steel	2" x .5"	Round	Weld-on

Slip Hooks

PART #	DESCRIPTION
M905ZL	Clevis Slip Hook, .3125"
M906ZL	Clevis Slip Hook, .375"
CLEVIS-14	Clevis Slip Hook, .25", w/Safety Latch
CLEVIS-38	Clevis Slip Hook, .375", w/Safety Latch
CLEVIS-516	Clevis Slip Hook, .3125", w/Safety Latch

M905ZL



CLEVIS-14



Grab Hooks

PART #	DESCRIPTION
M805ZL	Clevis Grab Hook, .3125"
M806ZL	Clevis Grab Hook, .375"

M805ZL



Hitch Pins

PART #	SIZE (Diameter X Usable Length)
66100	.5" x 4.25"
66101	.5" x 4"
66103	.625" x 4.25"
66105	.625" x 6.25"
66107	.625" x 4"
66110	.75" x 4.25"
66111	.75" x 4.5"
66115	.75" x 6.25"
66118	.875" x 4.25"
66120	.875" x 6.25"
66122	.875" x 4.5"
66125	1" x 6.25"
66127	1" x 4.5"
66130	1.125" x 6.25"

66105



66056



Linchpins

Linchpins and hitch pins are yellow zinc plated for corrosion protection. Hitch pins include hair pin.

PART #	SIZE
66000	.25"
66003	.1875"
66006	.3125"
66010	.4375"
66015	.4375" Heavy Duty

66000



Snapper Pins

Snapper pins are an excellent way to retain ramps and other attachments to your trailer. Yellow zinc plated for corrosion resistance.

PART #	SIZE	USABLE LENGTH	USABLE HEIGHT
66045	.1875" x .75"	1.625"	1.5"
66050	.25" x 2"	1.75"	1.5"
66053	.3125" x 2.75"	2.5"	1.625"
66056	.375" x 1.625"	1.5"	1.5"
66060	.375" x 2.5"	2.25"	1.5"
66063	.25" x 2.75"	2.5"	1.75"
66066	.25" x 3.25"	3.0"	1.5"
66070	.25" x 3.75"	3.625"	1.5"

FRACTION TO DECIMAL CONVERSION CHART			
FRACTION	DECIMAL	FRACTION	DECIMAL
1/16	.0625	7/16	.4375
1/8	.1250	1/2	.5000
9/64	.140625	9/16	.5625
5/32	.15625	5/8	.6250
3/16	.1875	11/16	.6875
11/64	.171875	3/4	.7500
13/64	.203125	13/16	.8125
1/4	.2500	7/8	.8750
5/16	.3125	15/16	.9375
3/8	.3750		

AXLES & COMPONENTS
SUSPENSIONS & COMPONENTS
BRAKES & COMPONENTS
TIRES & WHEELS
FENDERS & BODY
JACKS & COUPLERS
BRAKE CONTROL SYSTEMS
TOWING & ACCESSORIES
MARINE COMPONENTS
HARDWARE & ACCESSORIES
AGRICULTURAL COMPONENTS
PAINT & LUBRICANTS
LIGHTS & ELECTRICAL
PACKAGED PRODUCTS

D-RINGS

Lashing Rings and D-Rings

We carry a full line of D-rings and lashing rings in various sizes. They are available for both rope-ties (light-duty) and chain-type ties (heavy-duty).

PART #	RING TYPE	CAPACITY	RING DIAM.	INNER DIAM.
B38	D-ring - Bolt On	11,781 lbs.	.5"	2.5" x 2.375"
B38W	D-ring - Weld On	11,781 lbs.	.5"	2.5" x 2.375"
B38ZY	D-ring - Yellow Zinc	11,781 lbs.	.5"	2.5" x 2.375"
B40	D-ring	18,380 lbs.	.625"	3" x 3"
B46	D-ring	26,500 lbs.	.75"	3" x 3"
B50	D-ring	46,760 lbs.	1"	4" x 3"
B20	Lashing Ring	700 lbs	.25"	n/a
B23	Lashing Ring	1,000 lbs	.25"	n/a
B601	Lashing Ring	1,200 lbs	.25"	n/a
B701SM	Lashing Ring, Surface Mount	500 lbs.	.25"	n/a
B7012	Rubber Trim Ring For B701	n/a	.25" x 3"	n/a
B703	Lashing Ring w/Plastic Trim	500 lbs.	.25"	n/a
B704	Lashing Ring, Yellow Zinc	1,800 lbs.	.25"	n/a
B801	Lashing Ring	6,000 lbs.	.3125"	n/a
B901	Lashing Ring/Rotating	6,000 lbs.	n/a	n/a
B51	D-Ring Rotating	15,586 lbs.	1"	4" x 3"
B52	D-Ring Rotating	15,586 lbs.	1"	3 1/2" x 3"

Stake Pockets

Stake pockets are for use on truck or flatbed trailers. These stake pockets will accept standard 2" x 4" stakes.

PART #	DESCRIPTION	APPLICATION
7403	3" Tall, 1.625" x 3.5" Inner Diameter, 4 Ga.	Weld-on
7403-316	3" Tall, 1.625" x 3.5" Inner Diameter, 7 Ga.	Weld-on
7404	3" Tall, 1.625" x 3.5" Inner Diameter, 9 Ga.	Weld-on
B2373G	3" Tall, 1.5" x 3.5" Inner Diameter, .125" - Straight	Bolt-on
B2374G	3" Tall, 1.5" x 3.5" Inner Diameter, .125" - Tapered	Bolt-on

TRAILER BODY HARDWARE ACCESSORIES

Tow Hooks

These universal tow hooks are made of drop forged steel. They have a maximum safe working load of 10,000 lbs. 5" long, .5" holes placed 1.375" between hole centers. Sold in pairs.

PART #	DESCRIPTION
B2799B	Black Enamel
B2799C	Chrome Plated



Folding Steps

Folding steps are 4" wide and bolt on with two .3125" bolts with hole centers spaced 3.89" apart.

PART #	DESCRIPTION
B2797P	Plain Finish
B2797SS	Stainless Steel
B2797Z	Zinc Plated



FRACTION TO DECIMAL CONVERSION CHART	
FRACTION	DECIMAL
1/16	.0625
1/8	.1250
9/64	.140625
5/32	.15625
3/16	.1875
11/64	.171875
13/64	.203125
1/4	.2500
5/16	.3125
3/8	.3750
7/16	.4375
1/2	.5000
9/16	.5625
5/8	.6250
11/16	.6875
3/4	.7500
13/16	.8125
7/8	.8750
15/16	.9375

AXLES & COMPONENTS
SUSPENSIONS & COMPONENTS
BRAKES & COMPONENTS
TIRES & WHEELS
FENDERS & BODY
JACKS & COUPLERS
BRAKE CONTROL SYSTEMS
TOWING & ACCESSORIES
MARINE COMPONENTS
HARDWARE & ACCESSORIES
AGRICULTURAL COMPONENTS
PAINT & LUBRICANTS
LIGHTS & ELECTRICAL
PACKAGED PRODUCTS

AXLES & COMPONENTS
 SUSPENSIONS & COMPONENTS
 BRAKES & COMPONENTS
 TIRES & WHEELS
 FENDERS & BODY
 JACKS & COUPLERS
 BRAKE CONTROL SYSTEMS
 TOWING & ACCESSORIES
 MARINE COMPONENTS
HARDWARE & ACCESSORIES
 AGRICULTURAL COMPONENTS
 PAINT & LUBRICANTS
 LIGHTS & ELECTRICAL
 PACKAGED PRODUCTS

Tipper Latch

Spring-loaded latches make for an easy release mechanism for light utility and boat trailers. It's the ideal release system for "tilt type" trailers.

PART #	DESCRIPTION
3501-F	Tipper Latch
3027-RE	Tipper Latch Reversed



Rear Door Latch

This rear door latch is the ideal latch system for stock trailers. The complete unit includes a steel bar, handle and catch. Use vinyl grips for an extra touch.

PART #	DESCRIPTION
L312	3 Piece Rear Door Latch, Complete



Universal Cam Door Lock

These universal cam action door locks are designed to use a .75" pipe. Support plates offer easy installation.


PART #	DESCRIPTION
PH158	Universal Cam-Door Lock
B2159C	Universal Cam-Door Lock, Buyers
B2158F	Forged Universal Cam-Door Lock, Buyers



Stake Body Components

These latches and connectors make the job of building stake sides much easier. Zinc plated components also available by adding "Z" onto the end of the part number.

PART #	DESCRIPTION
B2595LKB	Spring Latch Assembly And Keeper, Zinc Plated
B2585B	Straight Connector Set, 1 LH And 1 RH Pair
B2591B	Corner Connector Set, 1 LH And 1 RH Pair
B2588B	Straight Side Latch Set
B2589B	Corner Latch Set
B2589W	Corner Latch Set, Weld On



Handles

These precision, high quality handles have a .25" square by 2.5" shaft that allows various mounting positions and variations in door thickness. Handles have a cab-lock design and are available in locking and non-locking models.

PART #	DESCRIPTION
6921	"L" Style Locking Handle
6920	"T" Style Locking Handle



Vinyl Handle Grips

Vinyl grips are designed to fit over stock trailer door handles and latches. They simply slide over the end of the handle/latch. The ideal finishing touch.

PART #	DESCRIPTION	SIZE
FVH-150	Flat Grip	1.5" Wide x 3" Long x .25"
FVH-200	Flat Grip	2" Wide x 3" Long x .25"
RVH-38	Round Grip	.375" Diameter x 3" Long
RVH-50	Round Grip	.5" Diameter x 3" Long
RVH-50-1	Round Grip	.5" Diameter x 1" Long
RVH-50-4	Round Grip	.5" Diameter x 4" Long
RVH-60	Round Grip	.562" Diameter x 3" Long
RVH-60-4	Round Grip	.562" Diameter x 4" Long
RVH-625-3	Round Grip	.625" Diameter x 3" Long
RVH-70	Round Grip	.75" Diameter x 3" Long
RVH-75	Round Grip	.75" Diameter x 4" Long
RVH-1.312	Round Grip	1.312" Diameter x 4" Long
RVH-10-3	Round Grip	1" Diameter x 3" Long



Flush Mount Latches

These latches feature a stainless-steel spring. They are available with or without locking cylinders in both plain and stainless steel finishes.

PART #	DESCRIPTION	FINISH	LOCKING	PRE-DRILLED	MOUNTING HOLE
L1980	Latch	Plain	Yes	No	2.75" x 3.75"
L1930	Latch w/Inside Release	Plain	Yes	No	2.75" x 3.75"
N1980	Latch	Plain	No	No	2.75" x 3.75"
L1883	Latch	Stainless	Yes	Yes	2.75" x 3.75"
L1833	Latch w/Inside Release	Stainless	Yes	Yes	2.75" x 3.75"
N1883	Latch	Stainless	No	No	2.75" x 3.75"
L8915	Latch w/T-Handle	Galv.	Yes	Yes	2.75" x 3.75"
L8815	Latch w/T-Handle	Stainless	Yes	Yes	2.75" x 3.75"
L3980	Latch	Plain	Yes	No	3.375" x 4.75"
N3980	Latch	Plain	No	No	3.375" x 4.75"

Cab Locks

Cab locks mount to the trailer door. No mortising or blocking is required for installation. They are fitted with a carbon-tempered flat steel spring for dependable and smooth operation and are available in both left and right-hand models. They can be used with either "T" or "L" handles with .25" shaft. Lock dimensions 3.375" X 2".

PART #	DESCRIPTION
57LH	With Thumb Release, Left Hand
57RH	With Thumb Release, Right Hand
58LH	Without Thumb Release, Left Hand
58RH	Without Thumb Release, Right Hand

Replacement Keys / Tumblers

PART #	DESCRIPTION
CH510	Replacement Key, #510
CH545	Replacement Key, #545
CHKT	Replacement Key /Tumbler Set



AXLES & COMPONENTS

SUSPENSIONS & COMPONENTS

BRAKES & COMPONENTS

TIRES & WHEELS

FENDERS & BODY

JACKS & COUPLERS

BRAKE CONTROL SYSTEMS

TOWING & ACCESSORIES

MARINE COMPONENTS

HARDWARE & ACCESSORIES

AGRICULTURAL COMPONENTS

PAINT & LUBRICANTS

LIGHTS & ELECTRICAL

PACKAGED PRODUCTS

Door Holders and Plungers

Made of stamped steel and zinc-plated hardware these door holders are designed for holding doors open against the side of a trailer.

PART #	DESCRIPTION	OVERALL LENGTH	PLUNGER LENGTH
DH100	Socket And Rubber Insert	n/a	n/a
DH100AL	Socket And Rubber Insert - Aluminum	n/a	n/a
DH158	Plunger End	1.625"	1.25"
DH218	Plunger End	2.125"	1.75"
DH258	Plunger End Plunger End	2.625"	2.25"
DH318	Plunger End	3.125"	2.75"

Note: DH100 is only a holder and must be used with a plunger.



Door Holders - Hook and Keeper

PART #	DESCRIPTION	LENGTH
5601	Hook And Keeper Assembly, Zinc	3.75"
5601-SS	Hook And Keeper Assembly, Stainless Steel	3.75"
5601-6	Hook And Keeper Assembly, Zinc	6"



Suitcase Type Latch

These latches are zinc-plated with a heavy-duty "pull-down"-type catch. The draw-up tension allows for secure holding. Both have mounting holes.

PART #	DESCRIPTION	SIZE
L207	With Lock Hole	3.8125" x .59375"
L208	Without Lock Hole	3.8125" x .59375"



Continuous Hinge

Continuous hinge, commonly referred to as a piano hinge, can be used for many applications in the horse and stock trailer industry. This hinge rotates 270°. Most sizes are also available in Stainless Steel.

PART #	FLAT WIDTH	LENGTH	PIN SIZE	HINGE/ KNUCKLE SIZE
6910	2.5"	6'	.187"	.625"
6911	3.5"	6'	.25"	1.0"
6912	1.5"	6'	.12"	.5"
6913	2.0"	6'	.187"	.625"
6915	3.0"	6'	.25"	1.0"



Hinge Pin And Barrel

Hinge pin nipples are welded to the frame and door to custom-build your own heavy-duty door hinges.

PART #	DESCRIPTION	DIAMETER	LENGTH
F-75225	Hinge Pin Nipple	.5" I.D.	2.25"
HP412	Hinge Pin	.5" O.D.	4.5"
W401	1 Hinge Pin With Zerk And 2 Barrels	.5" O.D.	6.5"
W412	1 Hinge Pin With Zerk And 2 Barrels	.75" O.D.	10.0"



FRACTION TO DECIMAL CONVERSION CHART			
FRACTION	DECIMAL	FRACTION	DECIMAL
1/16	.0625	7/16	.4375
1/8	.1250	1/2	.5000
9/64	.140625	9/16	.5625
5/32	.15625	5/8	.6250
3/16	.1875	11/16	.6875
11/64	.171875	3/4	.7500
13/64	.203125	13/16	.8125
1/4	.2500	7/8	.8750
5/16	.3125	15/16	.9375
3/8	.3750		

Roller and Pin Assembly

This roller and pin assembly is used for sliding doors and gates. The pin is .5" diameter and 2" long. The roller is .4375" wide and has a .5" inner diameter.

PART #	DESCRIPTION
PRA-1	Roller And Pin Assembly



Spare Tire Carriers

Our spare tire carriers are offered in two different styles and configurations. They are used to mount spare tires to boat, utility, horse and livestock trailers.

PART #	DESCRIPTION
6220	Spare Tire Carrier, Zinc, Fits 4 or 5 Hole Rims, Fits 3"x 3" Tongue
6280	Spare Tire Carrier, Zinc, Fits 4 or 5 Hole Rims, Fits 3"x 3" Tongue, With Lock
6281	Spare Tire Carrier, Zinc, Fits 4 or 5 Hole Rims, Fits 3"x 3" Tongue, With Out Lock
6121	Spare Tire Carrier, Zinc, Fits 4 or 5 Hole Rims, Fits 3"x 5" Tongue, 14" Maximum Tire And Wheel Size
6126	Spare Tire Carrier, Zinc, Fits 4 or 5 Hole Rims, Fits 3"x 5" Tongue, 13"-15" Tire And Wheel Size
8650	Spare Tire Bracket, Weld On, Fits 6 or 8 Hole Rims
STC	Spare Tire Carrier, 4-5 Hole Rims, Fits 3"x 5" Tongue, 13"-15" Tire And Wheel Size, Galvanized
HDSTC	Spare Tire Carrier, 6 And 8 Hole Rims, Fits 3"x 5" Tongue, Galv.



TOOL BOXES



Under Body Toolboxes

Black powder coated steel and Aluminum tread plate underbody tool boxes. Other sizes available, contact local branch for more information.

PART #	DESCRIPTION	MATERIAL
TB181824A	18" x 18" x 24"	.100 Tread Plate Aluminum
TB181824B	18" x 18" x 24"	14 Ga Steel Sides And 12 Ga. Steel Door
TB181836A	18" x 18" x 36"	.100 Tread Plate Aluminum
TB181836B	18" x 18" x 36"	14 Ga Steel Sides And 12 Ga. Steel Door
TB181848A	18" x 18" x 48"	.100 Tread Plate Aluminum
TB181848B	18" x 18" x 48"	14 Ga Steel Sides And 12 Ga. Steel Door
TB181830B	18" x 18" x 30"	14 Ga Steel Sides And 12 Ga. Steel Door
TB181860B	18" x 18" x 60"	14 Ga Steel Sides And 12 Ga. Steel Door



FRACTION TO DECIMAL CONVERSION CHART			
FRACTION	DECIMAL	FRACTION	DECIMAL
1/16	.0625	7/16	.4375
1/8	.1250	1/2	.5000
9/64	.140625	9/16	.5625
5/32	.15625	5/8	.6250
3/16	.1875	11/16	.6875
11/64	.171875	3/4	.7500
13/64	.203125	13/16	.8125
1/4	.2500	7/8	.8750
5/16	.3125	15/16	.9375
3/8	.3750		

AXLES & COMPONENTS

SUSPENSIONS & COMPONENTS

BRAKES & COMPONENTS

TIRES & WHEELS

FENDERS & BODY

JACKS & COUPLERS

BRAKE CONTROL SYSTEMS

TOWING & ACCESSORIES

MARINE COMPONENTS

HARDWARE & ACCESSORIES

AGRICULTURAL COMPONENTS

PAINT & LUBRICANTS

LIGHTS & ELECTRICAL

PACKAGED PRODUCTS

Universal Mounting Brackets

Universal mounting brackets for underbody tool boxes are constructed of heavy duty 2" C-channel A-36 steel and black powder-coated for corrosion resistance.

PART #	SIZE
1701005	18" x 18"
1701005B	18" x 18" Bolt On
1701010	18" x 24"
1701010B	18" x 24" Bolt On
1701015	24" x 24"



Trailer Tongue Toolboxes

Trailer tongue toolboxes are designed to mount to the front of A-frame style trailers. These boxes offer an easy way to add secure storage to your trailer.

PART #	MATERIAL	A	B	C	D
TBA342114B	Steel	34"	20.75"	14.25"	16"
TBA261422B	Steel	26"	14"	22.5"	12"
TBA483316B	Steel	48"	33"	16"	16"
TBA342114A	Aluminum	34"	20.75"	14.5"	15"
TBA493715A	Aluminum	49"	37"	15"	18.5"
TBA322020P	Polymer	32"	20"	20"	13"




RAMPS & ACCESSORIES



EZ-Jack

The EZ-Jack was designed as an easy-to-use, safe and reliable device for changing tires on tandem axle trailers. Its unique rocker shape allows trailer operators to simply drive the trailer onto the EZ-Jack to elevate the tire to change. No more hassling with awkward jacks or wooden blocks.

PART #	DESCRIPTION
EZ-JACK	Heavy Duty, Cast Aluminum Jack



Ramps

Our painted, steel ramps make a great option for manufacturers. These high quality ramps are available in your choice of lengths. Sold in pairs.


PART #	DESCRIPTION
7119	12" x 48"
7119-NE	12" x 48", No End Caps
7120	12" x 60"
7120-NE	12" x 60", No End Caps
7118	15" x 48"
7125	15" x 60"



Ramp Assist Springs

PART #	DESCRIPTION
CSB0230-L*	Ramp Assist Spring, 1.75" Inner Diameter, Left Side
CSB0230-R*	Ramp Assist Spring, 1.75" Inner Diameter, Right Side
500-170L	Ramp Assist Spring, 1.5" Inner Diameter, Left Side
500-170R	Ramp Assist Spring, 1.5" Inner Diameter, Right Side
GOR2LIFT	Ramp Assist For Gates Up To 6' And 300 Lbs.

*Available as kit including both left and right springs Pt# CSB0230-KIT.



Rubber "D" Bumpers

D-shaped, pre-drilled rubber bumpers used in all types of trailers; especially horse trailers. They prevent damage to the trailer and cargo. NOTE: Custom lengths available.

PART #	SIZE
6259	2" x 96"
6274	3" x 84"
6282	3" x 89.5"
6283	3" x 102"
6254	3" x 96"
6260	4" x 93"
6257	4" x 96"
6270	4" x 101.625"




FRACTION TO DECIMAL CONVERSION CHART			
FRACTION	DECIMAL	FRACTION	DECIMAL
1/16	.0625	7/16	.4375
1/8	.1250	1/2	.5000
9/64	.140625	9/16	.5625
5/32	.15625	5/8	.6250
3/16	.1875	11/16	.6875
11/64	.171875	3/4	.7500
13/64	.203125	13/16	.8125
1/4	.2500	7/8	.8750
5/16	.3125	15/16	.9375
3/8	.3750		

Rubber Bumpers

Rubber bumpers can be used as cushions for handles, door stops or dock bumpers.

PART #	OUTER DIAMETER	HEIGHT	MOUNTING HOLE
B-1	2.5"	1"	.375"
B-2	1"	.8125"	.125"
B-3	2.5"	1.25"	.5"



FLOOR SCREWS & RIVETS

Floor Screws

Floor screws are an easy and cost-effective way to secure wood flooring to trailers. They are Torx drive with type "F" flat heads and self-tapping points. A pilot hole is required. Check with your local branch for box quantities.

PART #	DESCRIPTION	LENGTH	DIAMETER
FS150	Torx Floor Screw	1.25"	.25"
FS225	Torx Floor Screw	2.25"	.25"
FS250	Torx Floor Screw	2.5"	.25"
FS275	Torx Floor Screw, Self Drilling	2.75"	.25"
FS516	Torx Floor Screw	2.5"	.3125"

Torx Drivers and Drill Bits

PART #	DESCRIPTION
6202-IMP	Torx Bit Driver
6203	Drill Bit, .21875"
6204-5/16	Drill Bit, .3125"



Pop Rivets

PART #	RIVET DIAMETER	HOLE SIZE/ DRILL # (INCH)	GRIP RANGE	QTY PER BOX/BAG	5/8" FLANGE
AD42ABS-B	.125"	.140625"/.129" - .133"	.032" - .125"	1,000	No
AD44ABS-B	.125"	.140625"/.129" - .133"	.188" - .250"	1,000	No
AD54ABS	.15625"	.171875"/.160" - .164"	.188" - .250"	7,000	No
AD64ABSLF	.1875"	.203125"/.192" - .196"	.126" - .250"	3,000	Yes
AD66ABS-B	.1875"	.203125"/.192" - .196"	.251" - .375"	500	No
AD66ABSLF-B	.1875"	.203125"/.192" - .196"	.251" - .375"	500	Yes
AD68ABS-B	.1875"	.203125"/.192" - .196"	.376" - .500"	1,000	No
AD612ABSLF	.1875"	.203125"/.192" - .196"	.626" - .750"	2,000	Yes
70795	Pop Rivet Tool				



WINCHES

SUPERWINCH

Entry Level Winches

Powerful, versatile, and easy to use, the LT2000 and UT3000 can be permanently mounted or used as a portable winch with optional quick-connect wiring and mounting kits. Full metal planetary gear train provides strong, yet quiet operation. Several additional features include dynamic braking (UT3000), circuit breaker protection, and a low amp draw system, ensuring big performance at a surprisingly affordable price.

PART #	RATED LINE PULL	MOTOR	WIRE ROPE	MOTOR AMP DRAW	LINE SPEED
LT2000	2K	1.0 hp	.15625" x 50'	100-12v	2.5 FPM
UT3000	3K	1.2 hp	.1875" x 40'	110-12v	2.2 FPM



S Series Industrial & Severe Duty Planetary Gear Winches

The S Series from Superwinch have full metal gears that deliver power and performance. Hand-held switch on 30' of rubber cord is included. Instant stop design ensures absolutely no coasting. Lever operated clutch simplifies fast wire rope payout. S3 Solenoid is submersible, sealed and comes with an exclusive 3-year warranty. Other standard features include power IN and OUT, free-spooling drum, mechanical and dynamic braking, and roller fairlead. The fully enclosed housing helps keep the weather out.

PART #	RATED LINE PULL	MOTOR	WIRE ROPE	MOTOR AMP DRAW	LINE SPEED
S3000	3K	1.3 hp	.1875" x 60'	200 -12v	9.5 FPM
S4000	4K	1.8 hp	.21875" x 60'	311 -12v	4.5 FPM
S5000	5K	2.1 hp	.25" x 50'	350 -12v	4.5 FPM



SUPERWINCH

Accessories

PART #	DESCRIPTION
1554	Accessory Kit
06702	Wireless Remote Kit
2008	Trailer Wiring Kit (S5000, EP12.5, EP16.5)
1520	Trailer Wiring Kit (S3000, S4000, UT3000, & LT2000)

CARGO CONTROL

Cargo Strap Winches

Strap winches are used to secure all types of cargo. They are available in three models: a fixed winch designed to be welded in place, a portable winch, and a storable winch designed to mount on a side channel to store entire strap.

PART #	DESCRIPTION	APPLICATION	STORAGE CAPACITY
7429	Weld-on, Low Profile	Side Mount	Stores 10' of 4" Webbing
7429-N	Bolt-on, High profile, Notched	Side Mount	Stores 30' of 4" Webbing
7429-P	Bolt-on, Low Profile, Portable	Side Mount	Stores 10' of 4" Webbing
7429-PS	Bolt-on, High Profile	Side Mount	Stores 30' of 4" Webbing
7429-S	Weld-on, High Profile	Bottom Mount	Stores 30' of 4" Webbing
7420-WS	Strap Only, 4' X 30' With Flat Hook, 5,000 lbs. Working, 15,000 lbs. Breaking Load		
6655	Bolt-on, Low Profile	Bottom Or Side Mount	Stores 5' of 2" Webbing



2" Ratchets and Ratchet Straps

These straps are made of a polyester web which is treated for weather protection. 3,000 LB. working capacity, 10,000 LB. breaking capacity.

PART #	DESCRIPTION
7420	Strap And Ratchet, 2" x 27', Flat Hooks
7420-1	Ratchet Only, Includes Wide Handle, Heavy Duty Ratchet And 12" Strap End w/Flat Hook.
7420-OJ	Strap And Ratchet, 2" x 27', Twisted Snap Hooks
7420-SO	Strap Only, 2' x 25' w/Flat Hook
RS230FH	Strap And Ratchet, 2" x 30', Flat Hooks
RS230WH	Strap And Ratchet, 2" x 30', "J" Hooks
7420-10TSH	Strap And Ratchet, 2" x 10', Twisted Snap Hooks



POWER HOIST

Hoist kits include the Power Unit, Hinge, Hoses and Cables, Cylinder Kit, and Hoist. Capacities vary based on trailer bed length, bed overhang, and dump angle.

PART #	TRAILER LENGTH	CAPACITY IN TONS	
		45 DEG DUMP ANGLE	50 DEG DUMP ANGLE
PH-310	8' - 10'	3.9 - 4.7	3.3 - 4.1
PH-416	10' - 14'	6.1 - 7.5	5.5 - 6.8
PH-516	10' - 14'	7.7 - 9.8	7.0 - 8.9
PH-520	10' - 16'	8.3 - 14.5	7.7 - 13.9
PH-620	14' - 18'	11.2 - 13.5	10.6 - 12.9
PH-630	18' - 24'	9.7 - 13.4	9.1 - 12.8



⚠ DANGER

AVOID SERIOUS INJURY OR DEATH!

- Stand clear of dump body when operating.
- Do not allow others to stand near operating area or in an area where an upset load might fall.
- Before dumping, make sure doors are open fully and securely latched to the sides of the dump bed.
- Do not leave raised dump bed unattended.
- Do not raise a loaded bed if trailer is on uneven ground.
- Never get under dump bed unless safety prop is in position.
- When not in use, store control switch inside toolbox.

- AXLES & COMPONENTS
- SUSPENSIONS & COMPONENTS
- BRAKES & COMPONENTS
- TIRES & WHEELS
- FENDERS & BODY
- JACKS & COUPLERS
- BRAKE CONTROL SYSTEMS
- TOWING & ACCESSORIES
- MARINE COMPONENTS
- HARDWARE & ACCESSORIES
- AGRICULTURAL COMPONENTS
- PAINT & LUBRICANTS
- LIGHTS & ELECTRICAL
- PACKAGED PRODUCTS

Tie-Down Straps

Tie-down straps can be used in many different ways and in many different applications to secure cargo on trucks and trailers. 1" straps

PART #	DESCRIPTION
30R15S	1" x 15' Strap "S" Hooks On Both Ends, w/Ratchet
20B5S	1" x 5' Strap "S" Hooks On Both Ends, w/Cam Buckle
RTD211218	1" x 12' Strap "S" Hooks On Both Ends, w/Ratchet
RTD411218	1" x 12' Strap "S" Hooks On Both Ends, w/Ratchet - 4 Pack



Wheel Tie Downs

Secure a vehicle that is being towed with Wheel Tie Downs. They safely prohibit movement and reduce wheel damage.

PART #	DESCRIPTION
7421-13-14	Kit - Non-Adjustable Fits 13" & 14" Tires, Pair w/Two Nets And Two 801-W Ratchets
7421-LR/13-14	Non-Adjustable Fits 13" & 14" Tires, Two Nets, No Ratchets
7421-15-16	Kit - Non-Adjustable Fits 15" & 16" Tires, Pair w/Two Nets And Two 801-W Ratchets
7421-LR/15-16	Non-Adjustable Fits 15" & 16" Tires, Two Nets, No Ratchets
7422	Kit - Adjustable Fits 13"-16" Tires, Pair w/Two Nets And Two 801-W Ratchets
7422-LR	Adjustable Fits 13"-16" Tires, Two Nets, No Ratchets
801-W	Ratchet, For 2" Wheel Net, w/6" Strap And Flat Hook
801-WJ	Ratchet, For 2" Wheel Net, w/6" Strap And "J" Hook

FRACTION	DECIMAL	FRACTION	DECIMAL
1/16	.0625	9/16	.5625
1/8	.1250	5/8	.6250
3/16	.1875	11/16	.6875
1/4	.2500	3/4	.7500
5/16	.3125	13/16	.8125
3/8	.3750	7/8	.8750
7/16	.4375	15/16	.9375
1/2	.5000		




Tarp Straps and Hooks

Heavy-duty rubber straps come with metal S-hooks on both ends.

PART #	DESCRIPTION
TS9	9" Rubber Length
TS15	15" Rubber Length
TS21	21" Rubber Length
TS31	31" Rubber Length
TS41	41" Rubber Length
B2447BP	.75" Long Tarp Hook w/Mounting Holes
B2447NHP	.75" Long Tarp Hook, Weld On






E-Track

PART #	LENGTH
1903052	2'
1903055	5'
1903050	10'



E-Track Accessories

PART #	DESCRIPTION
RTOEC	Rope Tie Off w/Spring Loaded E-Clip (D-Ring)
RTOEC-6	Rope Tie Off w/Spring Loaded E-Clip (Ring)
RTOEC-S	Rope Tie Off w/Spring Loaded E-Clip (S-Hook)
ECSDR	E-Clip Spring Loaded D-Ring
ECSDR-TR	E-Clip Rope Tie Down w/Thumb Release
ECSDRHD-TR	E-Clip, 2" ID, Round, 10mm
ETRACK-WBS	Wood Beam Socket
312R	E-Clip Straps, 12' (Ratchet Style)
316R	E-Clip Straps, 16' (Ratchet Style)
320R	E-Clip Straps, 20' (Ratchet Style)
01130	Hook, J-Style
01100	Board Holder for 2"x 4" or 2"x 6" Lumber



CHAINS



General Purpose Chain

General purpose chain can be used as a tow chain or tie-down chain. It does not have the rated load strength of a high-test chain and should not be used for direct overhead lifting.

PART #	SIZE OF LINK	WORK LOAD RATING	SOLD BY	NUMBER OF FEET
GP316-P	.1875"	750 lbs.	Pail	250
GP14-P	.25"	1,250 lbs.	Pail	141
GP516-P	.3125"	1,900 lbs.	Pail	92
GP38-P	.375"	2,650 lbs.	Pail	63

High-test Chain

High-test chains are used for towing, binding, or logging.

PART #	SIZE OF LINK	WORK LOAD RATING	SOLD BY	NUMBER OF FEET
HT14-P	.25"	2,600 lbs.	Pail	150
HT516-P	.3125"	2,600 lbs.	Pail	100
HT38-P	.375"	2,600 lbs.	Pail	75



FRACTION TO DECIMAL CONVERSION CHART

FRACTION	DECIMAL
1/16	.0625
1/8	.1250
9/64	.140625
5/32	.15625
3/16	.1875
11/64	.171875
13/64	.203125
1/4	.2500
5/16	.3125
3/8	.3750
7/16	.4375
1/2	.5000
9/16	.5625
5/8	.6250
11/16	.6875
3/4	.7500
13/16	.8125
7/8	.8750
15/16	.9375

Safety Chains

SAE Code states that two lengths of safety chain or equivalent must be used. They must be connected from opposite sides of the trailer tongue to the towing vehicle and when passing forward to the towing vehicle must be crossed under the trailer tongue in such a manner that they will cradle the trailer coupling tongue in the event of separation of the coupling or ball.

PART #	CHAIN SIZE	CAPACITY	SAFETY LATCH	NUMBER OF HOOKS
SC31618	.1875" x 18"	3,200	No	1
SC31624-WSL	.1875" x 24"	3,500	Yes	1
SC31626G	.1875" x 26", Galv.	3,200	No	1
SC31627	.1875" x 27"	3,200	No	1
SC31627-WSL	.1875" x 27"	3,500	Yes	1
SC31648	.1875" x 48"	3,200	No	2
SC31648-WSL	.1875" x 48"	3,500	Yes	2
SC31660	.1875" x 60"	3,200	No	2
SC1424	.25" x 24"	5,200	No	1
SC1427	.25" x 27"	5,200	No	1
SC1427-WSL	.25" x 27"	5,200	Yes	1
SC1430	.25" x 30"	5,200	No	1
SC1430-GR43	.25" x 30", Grade 43	7,800	Yes	1 - Forged Slip
SC1430-WL	.25" x 30"	5,000	Yes	1
SC1442	.25" x 42"	5,200	No	2
SC1448	.25" x 48"	5,200	No	2
SC1448-WSL	.25" x 48"	5,200	Yes	2
SC1454	.25" x 54"	5,200	No	2
SC1454-WSL	.25" x 54"	5,200	Yes	2
SC1460	.25" x 60"	5,200	No	2
SC1460-WSL	.25" x 60"	5,200	Yes	2
SC51630-WL	.3125" x 30", Grade 30	7,600	Yes	1
SC51630G	.3125" x 30", Galv.	5,200	No	1
SC51637	.3125" x 37"	5,200	No	1
SC51645-WL	.3125" x 45"	5,200	Yes	2
SC113254	.34375" x 54"	7,600	No	2
SC113254-WSL	.34375" x 54"	7,600	Yes	2
SC3835	.375" x 35"	10,000	Yes	1

SC31648-WSL



SC1442



SCB1436



Steel Safety Cables

Black jacketed class III steel safety cables have an S-hook on one end and a bolt loop on the other for attachment. Sold by the pair, two safety cables meet SAE regulations.

PART #	DESCRIPTION
SCB1436	.25" Safety Cable, 36" Long, .4375" Diameter S-Hook On One End
SCB1436-COILED	.25" Safety Cable, 36" Long, .4375" Diameter S-Hook On One End, Coiled Jacket
SCB1448-COILED	.25" Safety Cable, 48" Long, .4375" Diameter S-Hook On One End, Coiled Jacket

FRACTION TO DECIMAL CONVERSION CHART

FRACTION	1/16	1/8	9/64	5/32	3/16	11/64	13/64	1/4	5/16	3/8	7/16	1/2	9/16	5/8	11/16	3/4	13/16	7/8	15/16
DECIMAL	.0625	.1250	.140625	.15625	.1875	.171875	.203125	.2500	.3125	.3750	.4375	.5000	.5625	.6250	.6875	.7500	.8125	.8750	.9375

Safety Chain Anchors

PART #	SIZE
SC38B	.375"
SC44B	.4375"
SC50B	.5"



Gooseneck Safety Chain

Gooseneck safety chains with Clevis Slip Latch Hooks, sold individually.

PART #	CHAIN SIZE	CAPACITY
GNSC3835	.375" x 35"	15,000
GNSC3835-G43	.375" x 35", Grade 43	16,200
GNSC3835-G70	.375" x 35", Grade 70	26,400
GNSC3837	.375" x 37"	25,000
GNSC3842-G70	.375" x 42", Grade 70	26,000
GNSC51635-G43	.3125" x 35", Grade 43	16,200
GNSC71637	.4375" x 35"	30,000
GNSC-HOOK	Clevis Slip Hook w/safety latch, fits .375" diam chain	



Chain Binders

PART #	DESCRIPTION
320105	Chain Binder With .375" Grab Hooks
LB5638	Forged Load Binder .3125" - .375"
RLB5638	Ratcheting Load Binder .3125" - .375"
RLB3812	Ratcheting Load Binder .375" - .5"
5200355	Ratcheting Load Binder .3125" - .375"



Safety Chain Hooks

Heat-treated safety chain hooks are made of high-test steel for strength and dependability. Available with and without safety latches.

PART #	DESCRIPTION
7446	.375" Diameter, For .1875" Chain
7993535	.380" Diameter, For .1875" Chain, w/Safety Latch
7445	.454" Diameter, For .25" Chain
7993935	.454" Diameter, For .25" Chain, w/Safety Latch
7447	.5" Diameter, For .34375" Chain
7993735	.5" Diameter, For .34375" Chain, w/Safety Latch



FRACTION TO DECIMAL CONVERSION CHART																			
FRACTION	1/16	1/8	9/64	5/32	3/16	11/64	13/64	1/4	5/16	3/8	7/16	1/2	9/16	5/8	11/16	3/4	13/16	7/8	15/16
DECIMAL	.0625	.1250	.140625	.15625	.1875	.171875	.203125	.2500	.3125	.3750	.4375	.5000	.5625	.6250	.6875	.7500	.8125	.8750	.9375

- AXLES & COMPONENTS
- SUSPENSIONS & COMPONENTS
- BRAKES & COMPONENTS
- TIRES & WHEELS
- FENDERS & BODY
- JACKS & COUPLERS
- BRAKE CONTROL SYSTEMS
- TOWING & ACCESSORIES
- MARINE COMPONENTS
- HARDWARE & ACCESSORIES**
- AGRICULTURAL COMPONENTS
- PAINT & LUBRICANTS
- LIGHTS & ELECTRICAL
- PACKAGED PRODUCTS

TARP KITS


Includes heavy duty tarp with brass grommets, pull rope, hardware kit and roller kit.

PART #	TYPE	WIDTH	LENGTH
DTR5012	Mesh	5'	12'
DTR5514	Mesh	5.5'	14'
DTR6014	Mesh	6'	14'
DTR6515	Mesh	6.5'	15'
DTR6518	Mesh	6.5'	18'
DTR7015	Mesh	7'	15'
DTR7015S	Solid	7'	15'
DTR7018	Mesh	7'	18'
DTR7018S	Solid	7'	18'
DTR7515	Mesh	7.5'	15'
DTR7515S	Solid	7.5'	15'
DTR7518	Mesh	7.5'	18'
DTR7520	Mesh	7.5'	20'
DTR7520S	Solid	7.5'	20'
DTR8022	Mesh	8'	22'



DTB102

Universal Rear Anti-Sail Tarp Retention Bow Set



TOOL RACKS

PART #	DESCRIPTION
LT10	Lockable Weed Eater Rack
LT12	Lockable Weed Eater Rack
LT20	Backpack Blower Rack
LT25	Water Cooler Rack
LT30	Gas Can Rack
LT32	Lockable Gas Can Rack
LT35	Hand Tool Rack
LT40	Trimmer Line Spool Bracket

LT10



LT35



LT25



LT30



AXLES & COMPONENTS
SUSPENSIONS & COMPONENTS
BRAKES & COMPONENTS
TIRES & WHEELS
FENDERS & BODY
JACKS & COUPLERS
BRAKE CONTROL SYSTEMS
TOWING & ACCESSORIES
MARINE COMPONENTS
HARDWARE & ACCESSORIES
AGRICULTURAL COMPONENTS
PAINT & LUBRICANTS
LIGHTS & ELECTRICAL
PACKAGED PRODUCTS

DOMED VENTILATORS

Crank up dome vents have metal flanges and are complete with a screen and interior garnish. Part # 6505 features a 12 volt fan while part # 6507 has inside release handles to serve as an escape hatch.

PART #	SIZE	TYPE
6504	14" x 14"	White Acrylic
6506	14" x 14"	Smoke Acrylic
6508	14" x 14"	Galvanized Steel
6505	14" x 14"	White Acrylic w/ 12 Volt Fan
6507	22" x 22"	White Acrylic
BVA530-1	n/a	Repl. Dome For 6504 Only



POP-UP VENTILATORS

Hinge-less 2-way vents that increase airflow and require less operating effort than other designs. Complete with gasket.

PART #	SIZE	TYPE
9106	8" x 12"	Black E-coat Steel
9106AL	8" x 12"	Plain Aluminum
9106AL-T	8" x 12"	Black Plastic Interior Garnish



9106

SLOPED ROOF VENT

This complete steel unit includes a mounting gasket, and a 7.25" round interior butterfly vent using a 5.625" mounting cut-out.



6502

BUTTERFLY VENT

This polished 7.75" aluminum vent is both attractive and functional. Ideal for horse, stock, dog, cargo or any trailer needing ventilation. Requires a 5.625" mounting cut-out.



6501

12 VOLT FAN

Our 12 volt fan has four 6.5" blades, a wire mesh safety cage, and a bright chrome plated finish. Equipped with a two speed switch for quiet operation and a ball swivel mount.



175-14

AIR CONDITIONERS

Keep your living quarters or your whole trailer comfortable with these efficient air conditioning units. Attractively designed with an aerodynamically contoured shroud that minimizes wind drag. All units have an electrical rating of 115V AC, 60Hz, single phase with a 20 amp. protection circuit and are equipped with a quiet 3 speed motor drawing 2.5 amps. Installation is simple using a standard 14"x14" vent opening.

PART #	DESCRIPTION
AC-13500	13,500 BTU @ 11.5 Amp Load
AC-15000	15,000 BTU @ 12.9 Amp Load
AC-VENT	Interior Air Box w/ Controls And Vents
AC-THERM	Analog Thermostat Pkg
AC-HS	Heating Strip Optional

AC-13500



AC-THERM



AC-VENT




AC-HS



NON-SKID TAPE

A black, abrasive, grain coated film with a high pressure, self-adhesive back. Use anywhere a non-slip surface is desired such as fender tops, steps, and bumpers. Highly resistive to oil, water, and heavy traffic. Available in medium or course grit. (sold by the foot)

PART #		WIDTH
MEDIUM GRIT	COURSE GRIT	
NST1.5M	NST1.5C	1.5"
NST5M	NST5C	5.0"
NST6M	NST6C	6.0"
NST7M	NST7C	7.0"
NST7.5M	NST7.5C	7.5"
NST9M	NST9C	9.0"
NST12M	NST12C	12.0"
NST16M	NST16C	16.0"
NST18M	NST18C	18.0"



WARNING DECALS

A great way to get the message across while reducing liability. Decals are easy to apply with a self-adhesive back. The "UT" series was designed and approved by the "NATM" (National Association Of Trailer Manufacturers). UT Label Size: 2.25" x 6"

UT0014

WARNING

Trailer can roll if it comes loose. Electric safety brake applies when cable pulls pin out of switch box.

- PULL hard to get pin out of switch box.
- CHECK brake by PULLING TRAILER with tow vehicle.
- ATTACH pin CABLE to tow vehicle so pin will be pulled out if trailer separates.
- Promptly REPLACE pin in switch box.

© 2002 NATM

UT0015

WARNING

Trailer can roll if it comes loose. Electric safety brake applies when cable pulls pin out of switch box:

- PULL hard to get pin out of switch box.
- CHECK brake by PULLING TRAILER with tow vehicle.
- ATTACH pin CABLE to tow vehicle so pin will be pulled out if trailer separates.
- Promptly REPLACE pin in switch box.

© 2002 NATM

UT0016

WARNING

Uncoupling will cause trailer to come loose from tow vehicle. You must:

- CHECK that ball LOAD RATING is same as or greater than coupler LOAD RATING.
- CHECK that ball SIZE is same as coupler.
- CLOSE COUPLER CLAMP on ball.
- LIFT coupler upwards to test that it will not separate from ball.
- LOCK coupler clamp with pin or padlock.

© 2002 NATM

UT0017

WARNING

Improper loading can cause trailer sway and sudden loss of control. You must:

- Make certain weight of load plus trailer weight does not exceed trailer's capacity (GVWR- Gross Vehicle Weight Rating).
- Load heavier items in front of wheels.
- Load evenly side to side.
- SECURE load to trailer.

© 2002 NATM

UT0019

WARNING

Tire, wheel or lugnut failure can cause loss of control. Before towing, you must CHECK:

- Tire pressure and tread.
- Tires and wheels for damage.
- Lug nuts for tightness.

For new and remounted wheels, re-tighten lug nuts at the first 10, 25 and 50 miles of driving.

Tires and Wheels OK?

© 2002 NATM

UT0020

WARNING

ALWAYS use safety chains. Chains hold trailer if connection fails. You must:

- CROSS chains underneath coupler.
- ALLOW slack for trailer to turn.
- ATTACH chain hooks securely to tow vehicle frame.

© 2002 NATM

WARNING DECALS (Continued On Next Page)

UT Label Size: 2.25" x 6"

AXLES & COMPONENTS
SUSPENSIONS & COMPONENTS
BRAKES & COMPONENTS
TIRES & WHEELS
FENDERS & BODY
JACKS & COUPLERS
BRAKE CONTROL SYSTEMS
TOWING & ACCESSORIES
MARINE COMPONENTS
HARDWARE & ACCESSORIES
AGRICULTURAL COMPONENTS
PAINT & LUBRICANTS
LIGHTS & ELECTRICAL
PACKAGED PRODUCTS

WARNING DECALS (Continued)

UT0021

⚠ WARNING

ALWAYS use safety chains. Chains hold trailer if connection fails. You must:

1. ALLOW slack for trailer to turn.
2. ATTACH chain hooks securely to tow vehicle frame.

ATTACH TO TOW VEHICLE STRUCTURE

ENOUGH SLACK FOR TURNS

© 2002 NATM

UT0024

⚠ WARNING

Improper loading can cause trailer sway and sudden loss of control. You must:

- Make certain weight of load plus trailer weight does not exceed trailer's capacity (GVWR-Gross Vehicle Weight Rating).
- Load heavier items in front of wheels.
- Load evenly side to side.
- SECURE load to trailer.
- Close and PIN or LOCK doors.

© 2002 NATM

UT0026

⚠ WARNING

Lights can prevent trailer from being hit by other vehicles. You must:

1. CONNECT trailer and tow vehicle electrical connectors.
2. CHECK all lights: tail lights, turn signal, and brake lights.
3. DO NOT TOW if lights are not working.

DISCONNECTED CONNECTED

© 2002 NATM

UT0027

⚠ WARNING

Lights can prevent trailer from being hit by other vehicles. You must:

1. CONNECT trailer and tow vehicle electrical connectors.
2. CHECK all lights: tail lights, turn signal, and brake lights.
3. DO NOT TOW if lights are not working.

DISCONNECTED CONNECTED

© 2002 NATM

UT0028

⚠ WARNING

Trailer can roll if it comes loose. Safety brake applies when chain pulls brake lever. You must:

1. ATTACH brake CHAIN securely to tow vehicle so lever will be pulled if trailer separates.
2. CHECK brake fluid level.
3. DO NOT TOW trailer if brake fluid is NOT FULL.

Attach To Tow Vehicle Break-away Brake Chain Check Fluid Level

© 2002 NATM

UT0030

⚠ WARNING

Uncoupling will cause trailer to come loose from tow vehicle. You must:

1. CHECK that ball LOAD RATING is same or greater than coupler LOAD RATING.
2. CHECK that ball SIZE is same as coupler.
3. CLOSE COUPLER CLAMP on ball.
4. LIFT coupler upwards to test that it will not separate from ball.
5. LOCK sleeve with pin or padlock.

Sleeve back Coupler open Pin in place Sleeve forward Lift Coupler to check

© 2002 NATM

UT0034

⚠ WARNING

ALWAYS use safety chains. Chains hold trailer if connection fails. You must:

1. CROSS chains underneath coupler.
2. ALLOW slack for trailer to turn.
3. ATTACH chain hooks securely to tow vehicle frame.

ATTACH TO TOW VEHICLE FRAME

CROSS CHAINS ENOUGH SLACK FOR TURNS

© 2002 NATM

UT0035

⚠ WARNING

Trailer can roll if it comes loose. Electric safety brake applies when cable pulls pin out of switch box. You must:

1. PULL hard to get pin out of switch box.
2. CHECK brake by PULLING TRAILER with tow vehicle.
3. ATTACH pin CABLE to tow vehicle so pin will be pulled out if trailer separates.
4. Promptly REPLACE pin in switch box.

PIN PULLED OUT, ONLY TO TEST BRAKES

ATTACH CABLE TO TOW VEHICLE

© 2002 NATM

UT0037

⚠ WARNING

Trailer can roll if it comes loose. Electric safety brake applies when cable pulls pin out of switch box. You must:

1. PULL hard to get pin out of switch box.
2. CHECK brake by PULLING TRAILER with tow vehicle.
3. ATTACH pin CABLE to tow vehicle so pin will be pulled out if trailer separates.
4. Promptly REPLACE pin in switch box.

PIN PULLED OUT, ONLY TO TEST BRAKES

ATTACH CABLE TO TOW VEHICLE

© 2002 NATM

LB1

Socket (Face) Plug (Face)

Brakes (Blue) Tail Lights (Brown) Ground (Black) Left Turn (Yellow) Right Turn (Green) Accessory (Red)

5" x 5"

LB2

⚠ WARNING

- ATTENTION DRIVER - CHECK WHEEL LUGS BEFORE MOVING THIS VEHICLE

3.25" x 2.50"

LB3

⚠ CAUTION

DO NOT EXCEED MANUFACTURER'S VEHICLE WEIGHT RATINGS OR LOADING RECOMMENDATIONS.

3" x 3"

LB4

⚠ WARNING

Check following points **each time** before towing trailer.

- ✓ Make sure all parts, bolts and nuts are tight.
- ✓ Secure load to trailer - check tilt and tie down mechanisms - use extra rope as a safety measure.
- ✓ Check tire air pressure when tire is cold.
- ✓ Repack wheel bearings once a year, preferably in the Fall before storing trailer.
- ✓ Make sure you are not exceeding trailer capacity.
- ✓ Make sure the coupler is securely latched to the hitch ball. Check each time you stop & leave trailer.
- ✓ Cross safety chains under tongue and secure to towing vehicle. If equipped, hook up break-away brake chain with slack to permit cornering.
- ✓ Make sure the trailer electrical connector is properly connected and all lights are operating.
- ✓ Check brake operation.
- ✓ Make sure the jack is raised to its highest position.
- ✓ Make sure all gates and latches are secured.

5.75" x 2.75"

LB6

⚠ CAUTION

SECURE ALL DOOR AND GATE LATCHES BEFORE MOVING TRAILER

3" x 3"

LB5

⚠ WARNING

- Do not operate this trailer unless you have read and understand the safety information in the owner's manual!
- Failure to properly operate and maintain the towing vehicle and trailer can result in injury.

5" x 2.75"

LB7

⚠ CAUTION

SAFETY BREAK-AWAY SWITCH WILL NOT OPERATE unless connected to a power source equivalent to or greater than an automotive type 12 volt, 12 amp hour wet-cell battery.

3.25" x 2.50"


LB8

⚠ CAUTION

NOT A STEP

4.25" x 1.50"

- AXLES & COMPONENTS
- SUSPENSIONS & COMPONENTS
- BRAKES & COMPONENTS
- TIRES & WHEELS
- FENDERS & BODY
- JACKS & COUPLERS
- BRAKE CONTROL SYSTEMS
- TOWING & ACCESSORIES
- MARINE COMPONENTS
- HARDWARE & ACCESSORIES
- AGRICULTURAL COMPONENTS
- PAINT & LUBRICANTS
- LIGHTS & ELECTRICAL
- PACKAGED PRODUCTS



AGRICULTURAL COMPONENTS



MADE IN THE USA

For More Info: Contact Rockwell American at: 877-787-2453

AXLES &
COMPONENTS

SUSPENSIONS &
COMPONENTS

BRAKES &
COMPONENTS

TIRES &
WHEELS

FENDERS
& BODY

JACKS &
COUPLERS

BRAKE CONTROL
SYSTEMS

TOWING &
ACCESSORIES

MARINE
COMPONENTS

HARDWARE &
ACCESSORIES

AGRICULTURAL
COMPONENTS

PAINT &
LUBRICANTS

LIGHTS &
ELECTRICAL

PACKAGED
PRODUCTS